



OLC(T) 10 & OLC 10 TWIN

Detector / transmitter for Explosive gases



Presentation

Design for commercial applications, OLC and OLCT10 detectors perfectly suit the protection of equipment and personnel in boiler or charging rooms where atmosphere may contain flammable gases.

Rugged, small, easy to install and operate, these detectors combined with the MX 32 control unit meet demanding user requirements.

Features

- Catalytic sensors
- 4-20mA output signal with OLCT 10
- Dust and humidity resistant
- Fast and accurate response
- ATEX Approval for use in hazardous areas (zone 2)
- OLC 10 TWIN allows connection of 2 sensors with a single channel without any additional junction box.

Applications

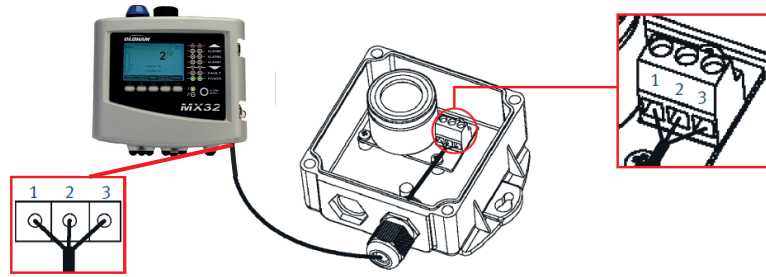
- Boiler rooms
- Charging rooms



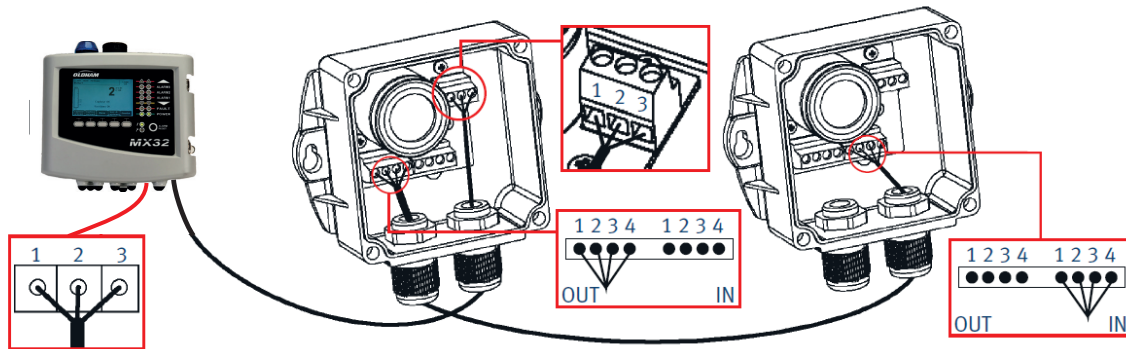
OLC(T) 10 & OLC 10 TWIN

Detector / transmitter for Explosive gases

Wiring arrangement between OLC(T) 10 and MX 32 control unit



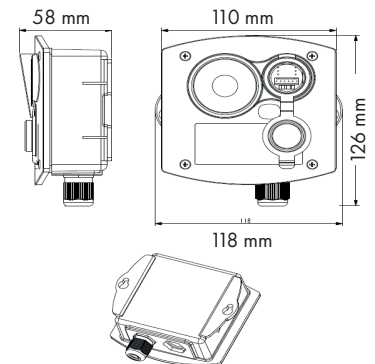
Wiring arrangement between OLC 10 TWIN and MX 32 control unit



Technical features

	OLC 10 / OLC 10 TWIN	OLCT 10 (Catalytic)
Range	Combustible gases - 0 to 100% LEL, Methane, Butane, Propane, LPG, Natural Gas or H ₂	Combustible Gases - 0 to 100% LEL Methane, Butane, Propane, GPL, Natural Gas or H ₂
Signal output	Wheatstone Bridge	Normal operation 4-20 mA (Fault < 0.5 mA or > 23.2 mA)
Settings	Managed by control unit	Without opening the enclosure by means of 2 potentiometers for zeroing and spanning 2 mA signal output in maintenance mode One dedicated connector to get a gas measurement Set to 23.2 mA if value > 100% LEL according to European standard EN 61779-4 Disable on request when managed by a suitable controller
Power Supply	By controller only	15 to 30 Vdc (nominal 24 Vdc)
Consumption	See on the manual of the controller	100 mA max.
Cabling	OLC 10 : 3 Wire, shielded, core size 1,5 mm ² max. cable length 300 m 1 cable-gland M16 (outer \ 4 to 8 mm) OLC10 TWIN : shielded, core size 1,5 mm ² , 3-wire to control unit, 4-wire between both sensors, max. cable length 300 m, 2 cable-glands M16 (outer \ 4 to 8 mm)	3-wire, shielded, core size 1,5 mm ² , max. cable length 1km if connected with control unit (32 W max un loop) 1 cable gland M16 (outer \ 4 to 8 mm)
Dimensions (LxHxP)	118 x 126 x 58 mm	118 x 126 x 58 mm
Material	ABS	ABS
IP Rating	IP65	IP65
Expected lifespan	36 to 48 months (sensor)	36 to 48 months (sensor)
Operating temperature	-10 to +45 °C	-10 to +45 °C
Operating humidity range	0 % HR to 95% HR	0% HR to 95% HR
Pressure Range	1 bar ± 20 %	1 bar ± 20 %
Response Time	Flamable gas : < 10s	Flamable gas : < 10s
Accuracy	±/- 3% LEL	±/- 3% LEL
Certification	Electromagnetic compatibility according to EN 50270:06 (typ 1) ATEX II 3 G / Ex nA IIC T6	Electromagnetic compatibility according to EN 50270:06 (typ 1) ATEX II 3 G / Ex nA IIC T4

Dimensions



Teledyne Gas & Flame Detection quality assurance programs demand the continuous assessment and improvement of all our products. Information in this leaflet could thus change without notification and does not constitute a product specification. For more information, please contact us or your company representative.